



June 29, 2023

NCMM Community Mobility  
Design Challenge 2023  
*Pre-Application Webinar*

## As you prepare to join us . . . a few reminders

- This webinar is being recorded. The recording, slides, and a transcript will be posted at [nc4mm.org/design-challenge-2023/](https://nc4mm.org/design-challenge-2023/)
- All participants are joining in listen-only mode.
- Audience questions are encouraged. Please use the **Q&A box** to post any questions you have.
- You may enable the captioning feature for this webinar by clicking on the option at the bottom of your screen.

# The National Center for Mobility Management (NCMM) is a technical assistance center funded by the Federal Transit Administration

---

We work daily to promote customer-centered mobility strategies to advance good health, economic vitality, self-sufficiency, and community.



# Webinar Agenda

Grant webpage – [nc4mm.org/design-challenge-2023](https://nc4mm.org/design-challenge-2023)

- Review key activities of the grant proposal
- Review application process, eligibility, etc.
- An introduction to human-centered design and ethnographic-style interviewing
- Respond to questions



## Goals of the Design Challenge Grants

- Support communities in creating mobility solutions for community members who face transportation barriers in advancing their personal well-being.
- Support the development of cross-sector partnerships that work together on transportation solutions for their community.
- Prepare communities to apply for funding opportunities to implement community transportation solutions

# Timeline for Design Challenge Grants





## Key Facts

- Duration of grants: 6-7 mos.
- Applicants Selected: Three (3)
- Funding support: up to \$25,000 (travel, personnel, meeting expenses, secondary research, development of prototypes and final pitch slides)
- Two site visits by NCMM staff
  - Gathering primary research
  - Two-day workshop
- NCMM facilitator for each team
- Periodic all team meetings



## Challenge Areas

- Access economic opportunity (e.g., training, education, jobs)
- Access health care–related destinations
- Access community and peer support opportunities (e.g., substance use peer recovery groups, behavioral health peer groups)
- Address other social determinants of health, not listed above





## Define Your Community

- “Community” may include a formal or informally defined region, tribal nation, multi-county region, single county, city/town, neighborhood, or corridor, etc.
- Choose a “community” that presents a manageable scope for the project
- Should be feasible to gather primary data (interviews, observations) and define the impact of your solution for the community you have chosen



## Define Your Target Population

- Teams will address populations that currently do not have access to equitable transportation because of income status, minority status, location, a pre-existing condition, or other reason
- Teams are encouraged to be as specific as possible in defining their target population



## Create your Focus Question

- Focus questions are the distillation of the challenge you are trying to tackle
- It should contain your chosen challenge area and defined community and target populations
- Frame is as a “How might we...” statement



## Team Lead(s)

- Team lead from the applicant organization who will:
  - convene the team
  - maintain the team's momentum during the project
  - serve as the main point of contact with NCMM staff
- Having a co-lead from another partner organization is encouraged (but not required)



## Team Composition

- Team members must consist of a multi-sector partnership drawn from organizations most relevant to the mobility challenge the team will address
- Team must include at a minimum:
  - 1 customer from the target population
  - 2 members drawn from community-based organizations
  - 1 public or non-profit transportation provider
- Each team should have a minimum of five and a maximum of ten members from a diverse group of partner organizations.



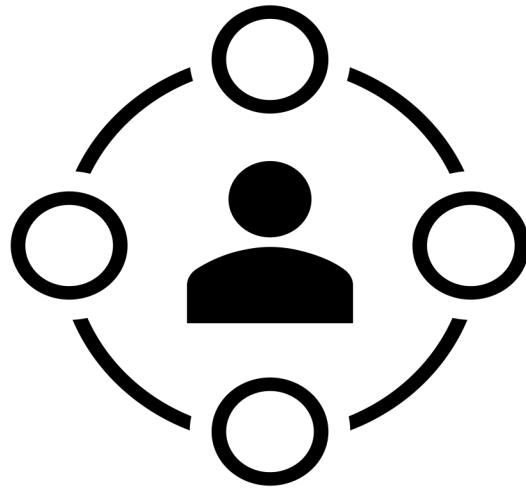
## Pre-Application Activities

1. Assemble your team
2. Choose a challenge area
3. Create a focus question
4. Identify the needed one-on-one primary research with a target of 8 to 10 in-depth interviews.
5. Gather secondary research (e.g., Census data, other existing data sources)
6. Other Requirements - [nc4mm.org/design-challenge-2022](https://nc4mm.org/design-challenge-2022)

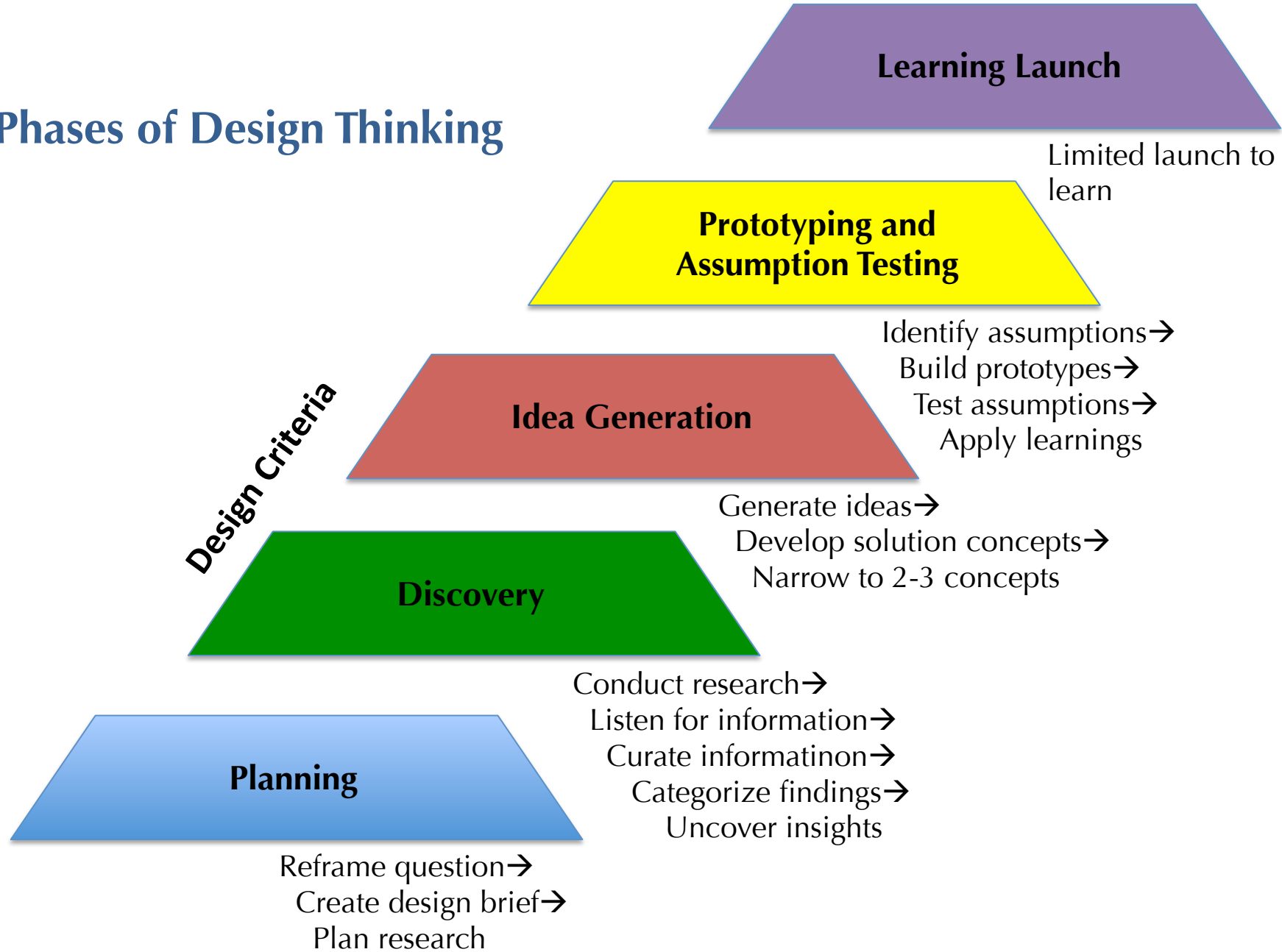
*Optional: Complete Modules 1 and 2 of the “Creating Innovative Transportation Solutions” course ([nc4mm.org/e-learning](https://nc4mm.org/e-learning))*



## About the Human-Centered Design Process



# Phases of Design Thinking





# In-Community Activities

## 1: Community Interviews

- Stakeholders
- Individuals
- Community Leaders



## 2: Sensemaking Workshop

- Digest the primary research
- Scope the project
- Find Insights
- Create Design Criteria

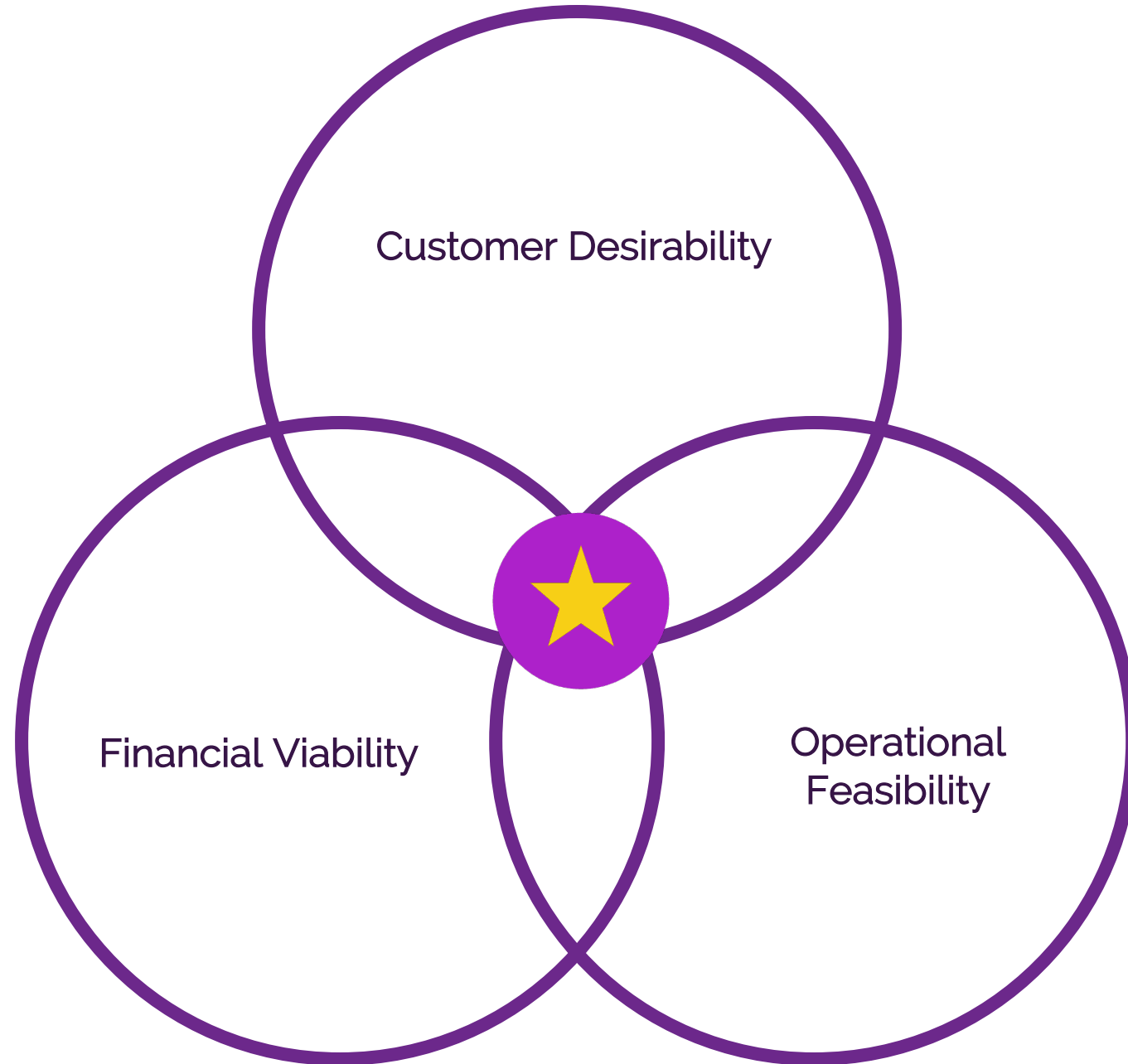


## 3: Idea Generation Workshop

- Brainstorm
- Create building blocks
- Concept Generation



# The Result






# About The Research



# What does Primary Research look like?

Conducting original primary research is the best way to understand the needs and desires of your customers. **One-on-one** interaction is paramount.



Interviews



Journaling



Observations

For teams that are selected, we'll work hand-in-hand to conduct the primary research required. This could involve:

- Discussion on who to interview
- Individualized training on how to interview
- Examples of do's and don't's

# Ethnographic-Style Interviewing



“Ethnography is the branch of anthropology that involves trying to understand how people live their lives. Unlike traditional market researchers, who ask specific, highly practical questions, ethnographic researchers visit customers in their homes or offices to observe and listen in a nondirected way. Our goal is to see people’s behavior on their terms, not ours. While this observational method may appear inefficient, it enlightens us about the context in which customers would use a new product and the meaning that product might hold in their lives.”



Source: Ken Anderson, Ethnographic Research: A Key to Strategy, *Harvard Business Review* March 2009

# Timeline for Design Challenge Grants



# Questions?

All questions should be emailed directly to William Reckley:

[Reckley@ctaa.org](mailto:Reckley@ctaa.org)

All answers will be posted on the Design Challenge 2022 webpage:

[www.nc4mm.org/design-challenge-2023](http://www.nc4mm.org/design-challenge-2023)



Thank You!





Technology  
& mobility



“IF YOU WANT SOMEONE TO REMEMBER YOUR MESSAGE  
—  
IN A PRESENTATION, AN ARTICLE, OR A REPORT—  
TELL THEM A STORY.”

NAME - COMPANY




“IF YOU WANT SOMEONE TO REMEMBER YOUR MESSAGE  
—  
IN A PRESENTATION, AN ARTICLE, OR A REPORT—  
TELL THEM A STORY.”

NAME - COMPANY
















# ICONS



# ICONS

















