




# CCAM TAC TRIP COSTING TOOL DEMONSTRATION

**COMMUNITY TRANSPORTATION ASSOCIATION OF AMERICA  
2025 EXPO  
JUNE 2, 2025**



Presented By: Robbie Sarles  
RLS & Associates, Inc.



# CONGRESSIONALLY MANDATED

- Address Congressionally Mandated Action
  - FAST Act
    - Congress stipulated that the USDOT and the Coordinating Council on Access and Mobility (CCAM) develop cost allocation technology
      - Account for disparate Federal reporting requirements and maintain separation of funding sources by trip for NEMT
  - While embedded in the FAST Act, this issue was recognized more than 48 years ago



# PROJECT GOAL

- FTA--Small Business Innovative Research (SBIR) Project
  - Develop a costing model that embraces Federal cost principles across a range of Federal funding programs



# CHALLENGES

- Our Challenge:
  - Previous costing models focused on the fully allocated cost of the transit provider agency
    - When sponsored clients of multiple Federal agencies rode on a single vehicle trip, there was no basis or methodology to allocate those costs – on an equitable basis
    - This created a disincentive to grouping trips – a documented cost saving strategy
      - Advocated relentlessly by GAO since 1977



# CHALLENGES

- Changing/Evolving Medicaid & NEMT Service Delivery Models
  - Fee-for-service at the local level
  - Brokered services at the regional or statewide level
  - Managed care at the statewide level



# CHALLENGES

- Diversity in the Network of NEMT Service Providers
  - Transit agencies
  - Nonprofit organizations
  - Private, for-profit transportation companies
- Differing state Medicaid models
- Multiple state agencies may be involved in sponsoring NEMT



# OPPORTUNITIES

- Massive Unconstrained Growth in Medicaid
  - Recognition of historically prevalent issues
  - Increased CMS interest in benefits of coordination
  - Active CMS participation in CCAM
- Adoption of Uniform Cost Principles in the Administration of Federal Award
  - OMB Circulars A-87, A-122
  - 2 CFR § 200
- Wide Use of Automated Accounting Software



# OPPORTUNITIES

- CCAM's Issuance of the Cost Sharing Policy Statement
  - Published in June 2020
- Medicaid Transportation Coverage Guide
  - Published on September 20, 2023



# ISSUES IN DEVELOPING A MODEL

- CMS Guidance\*
  - *“To Properly Allocate Transportation Costs to the Medicaid Program, States Must Rely on Data that Appropriately Apportion Costs to the Medicaid Transportation Cost Objective, and Then Allocate Only Those Transportation Costs to the Medicaid Program According to the Medicaid Program's Share of the Provider's Total Services - That Is, Allocate Only the Proportion of the Provider's Activities That Benefitted the Medicaid Program”*

\*Medicaid Transportation Coverage Guide, September 2023



# MODEL ELEMENTS

- Use of a Uniform Budget Template To Promote Full Cost Recognition
- Modification of the FTA Price-Waterhouse Landmark Report on Cost Allocation Techniques
- Adoption of CMS's Budget Certification Process



# MODEL ELEMENTS TO ADDRESS CHALLENGES

- Policy Decision To Prohibit Depreciation on the Non-Federal Share of Rolling Stock Assets Where There Is Partial Federal Interest for All But Private Entities
- Adoption of Multi-Functional Approach to Generating Fully Allocated Costs
  - The model can price a service
  - The model can price an individual trip

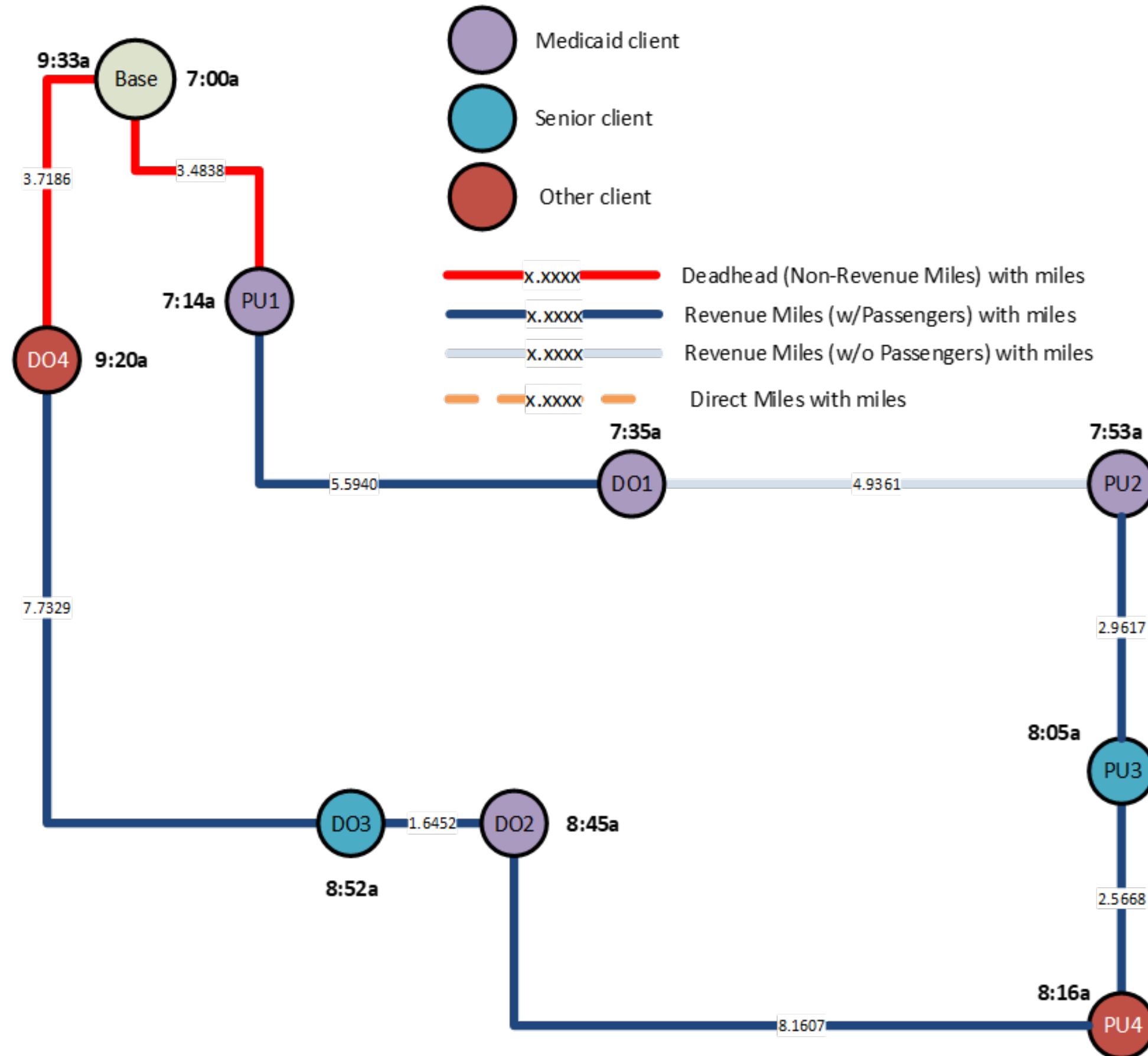


# MODEL ELEMENTS TO ADDRESS CHALLENGES

- Adding Interactive Map Application to Generate Map O/Ds for Specific NEMT Trips

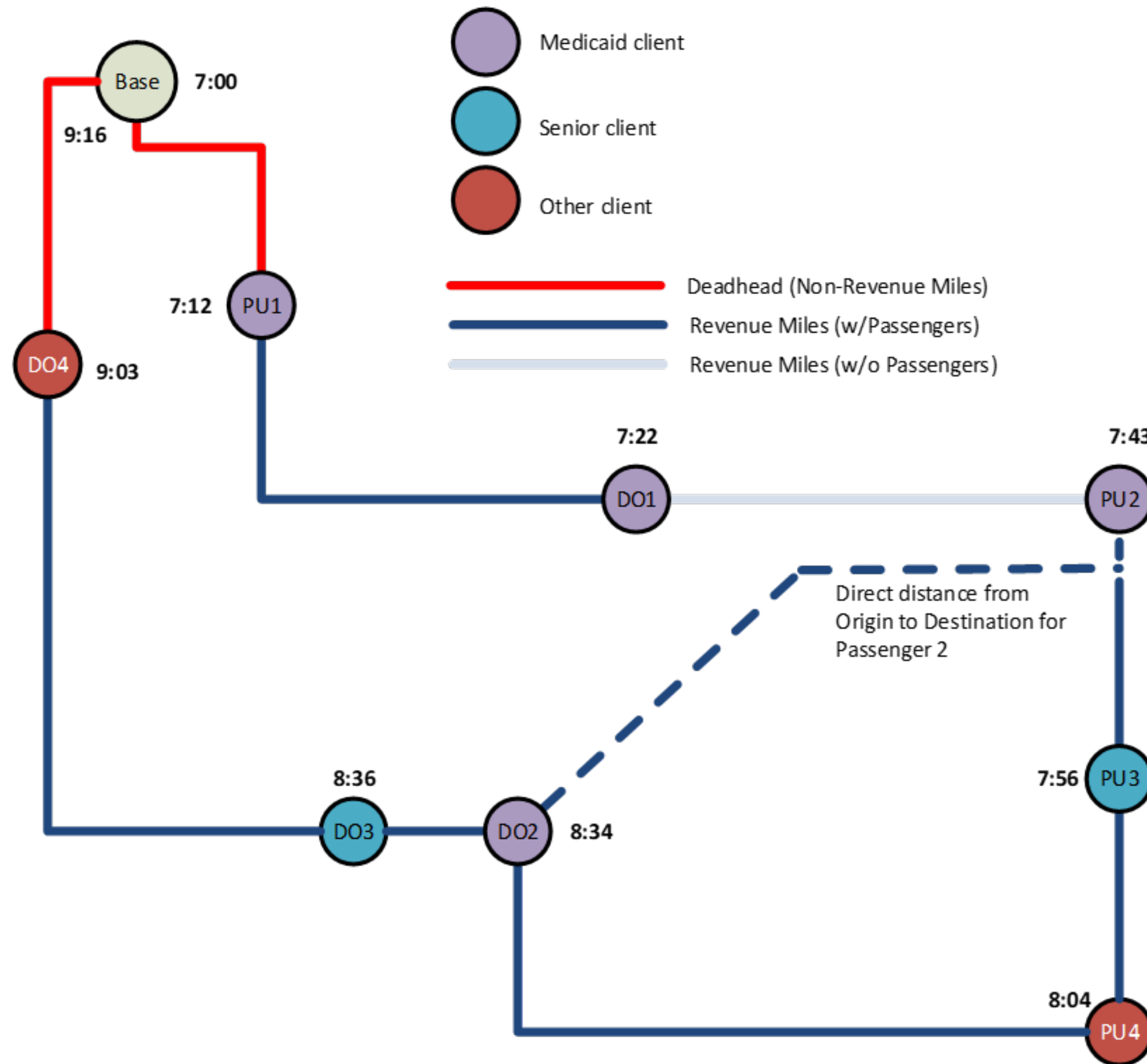


# ILLUSTRATION





# ILLUSTRATION



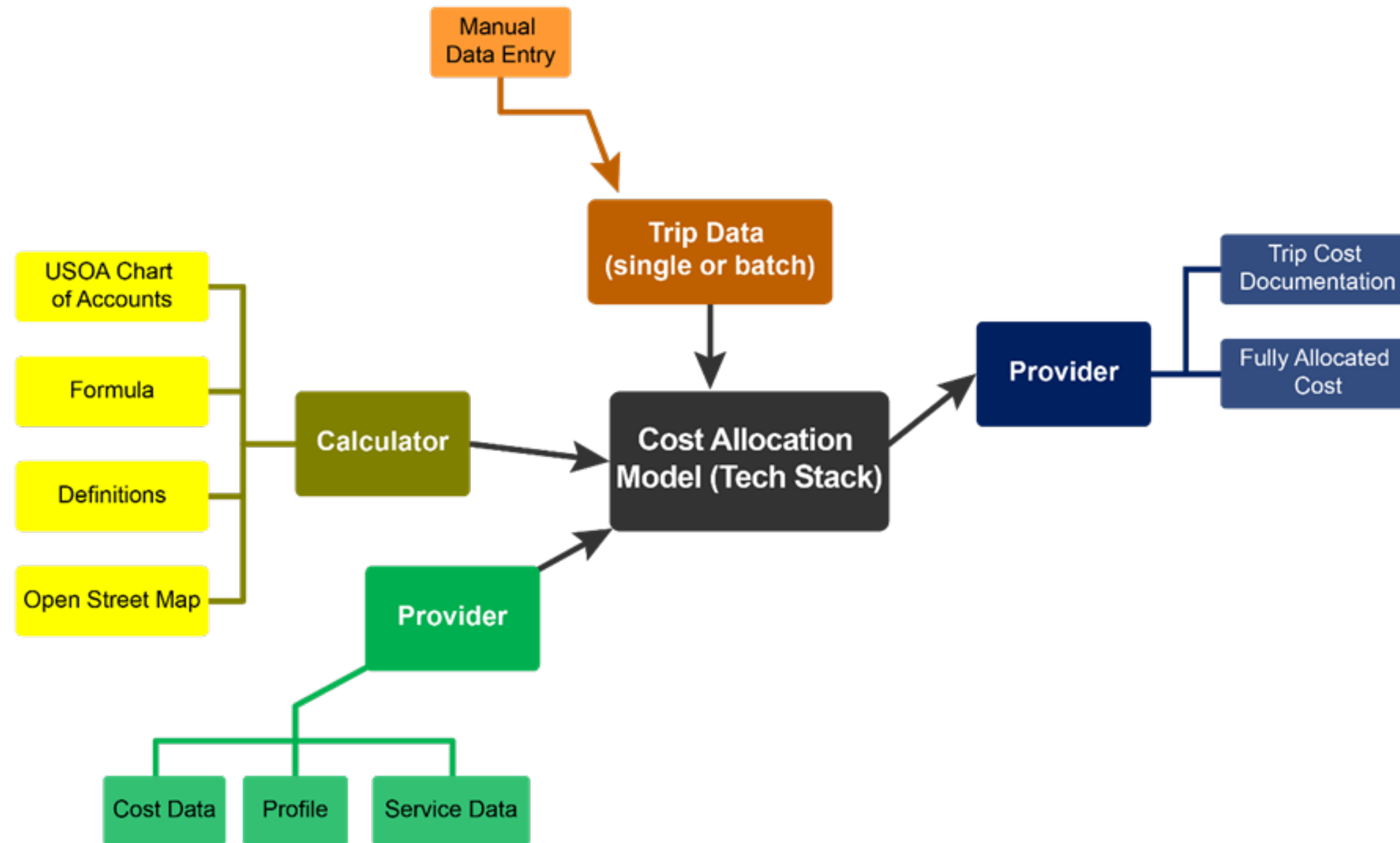


# INITIAL MODEL ELEMENTS

- Registration
- Organization Information
- Service Data
- Financial Data
- Certification
- Trip Costing



# EVOLUTIONARY DEVELOPMENT



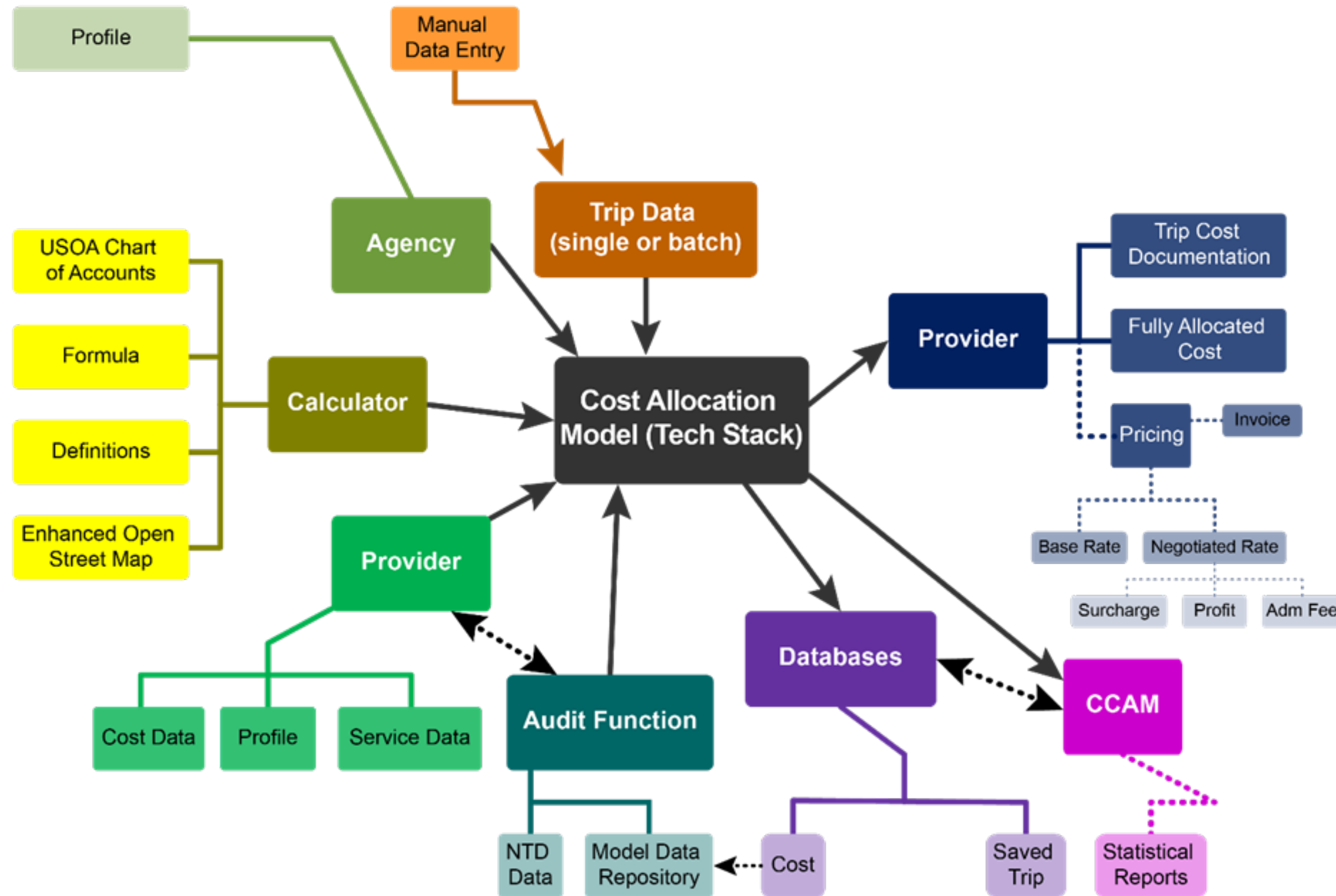


# EVOLUTIONARY DEVELOPMENT

- Industry Specialists Input and Field Testing Prompted Additional Development Efforts
  - Not limited to NEMT
  - Pricing module
  - Service planning
  - Invoice documentation
  - Batch trip entry
  - Group trips
  - Reporting functions
  - Audit functions—inputs within range
  - Sample data entry— entities w/insufficient data



# EVOLUTIONARY DEVELOPMENT







Login to **RLS Cost Allocation Application Development Version** with your CCAM-TAC account.

Your email address will be shared the with RLS Cost Allocation Application Development Version.

Username or Email Address

Password



☐ Remember Me

Log In

[Register](#) | [Lost your password?](#)





This model is designed to assist transportation providers in developing estimates of the fully allocated costs of providing a transportation service under contract, using a consistent and reliable methodology approved by both providers (sellers) and purchasers (buyers) of transportation.

## Register for an account

Register below for a free account

First Name

|

Last Name

Email

Password



Confirm Password



Sign Up

Already have an account? [Sign in instead](#)



# FUNCTIONALITY - SERVICE LEVEL

- Service Planning
  - Alternative analysis
    - Expansion of service
    - Elimination of service
- Contractual Analysis
  - Segregation of service costs
  - Cross subsidization analysis
  - Evaluation of current contracts
- Decision tool
  - Accept or denial of trip based on service cost
- Rate Negotiation—State, Region, Service Area



# FUNCTIONALITY - TRIP LEVEL

- Rate Negotiation
- Comparative Analysis
  - Fully allocated cost
  - Time required to perform trip
    - Potential impact to capacity
- Payment Verification
- Real Time Trip Costing—Invoice Adjustments
  - Detours, congestion delays, other unusual circumstances



# COMPARATIVE ANALYSIS

201 North 3rd Street, Vincennes, Indiana 47591, United States	12901 Highway 41 N, Evansville, Indiana 47725, United States	0.802918675	42.90331269	\$83.60	43.06	\$	71.65	(\$11.95)
12901 Highway 41 N, Evansville, Indiana 47725, United States	201 North 3rd Street, Vincennes, Indiana 47591, United States	0.809890343	43.29504809	\$84.35	43.24	\$	71.95	(\$12.40)
7801 County Road SE 100 South, Vincennes, Indiana 47591, United States	520 South 7th Street, Vincennes, Indiana 47591, United States	0.256828076	11.90918613	\$25.04	8.3	\$	15.45	(\$9.59)
520 South 7th Street, Vincennes, Indiana 47591, United States	Vincennes, Indiana 47591, United States	0.262035854	11.40750966	\$24.85	8.3	\$	15.45	(\$9.40)
7801 County Road SE 100 South, Vincennes, Indiana 47591, United States	520 South 7th Street, Vincennes, Indiana 47591, United States	0.256828076	11.90918613	\$25.04	8.3	\$	15.45	(\$9.59)
520 South 7th Street, Vincennes, Indiana 47591, United States	Vincennes, Indiana 47591, United States	0.262035854	11.40750966	\$24.85	8.3	\$	15.45	(\$9.40)
7801 County Road SE 100 South, Vincennes, Indiana 47591, United States	520 South 7th Street, Vincennes, Indiana 47591, United States	0.256828076	11.90918613	\$25.04	8.3	\$	15.45	(\$9.59)
519 South 9th Street, Vincennes, Indiana 47591, United States	328 North 2nd Street, Vincennes, Indiana 47591, United States	0.055812504	1.086010835	\$4.03	8.16	\$	15.45	\$11.42
328 North 2nd Street, Vincennes, Indiana 47591, United States	Vincennes, Indiana 47591, United States	0.254303076	10.0723967	\$23.18	8.16	\$	15.45	(\$7.73)
7801 County Road SE 100 South, Vincennes, Indiana 47591, United States	328 North 2nd Street, Vincennes, Indiana 47591, United States	0.243510297	10.64035546	\$23.13	8.3	\$	15.45	(\$7.68)
328 North 2nd Street, Vincennes, Indiana 47591, United States	Vincennes, Indiana 47591, United States	0.254303076	10.0723967	\$23.18	8.3	\$	15.45	(\$7.73)
7801 County Road SE 100 South, Vincennes, Indiana 47591, United States	520 South 7th Street, Vincennes, Indiana 47591, United States	0.256828076	11.90918613	\$25.04	8.3	\$	15.45	(\$9.59)
328 North 2nd Street, Vincennes, Indiana 47591, United States	223 Main Street, Vincennes, Indiana 47591, United States	0.019360835	0.343237994	\$1.37	8.33	\$	15.45	\$14.08
223 Main Street, Vincennes, Indiana 47591, United States	328 North 2nd Street, Vincennes, Indiana 47591, United States	0.021015557	0.343237994	\$1.46	0.35	\$	15.45	\$13.99
7801 County Road SE 100 South, Vincennes, Indiana 47591, United States	406 North 1st Street, Vincennes, Indiana 47591, United States	0.251055576	10.65353288	\$23.55	8.23	\$	15.45	(\$8.10)
420 South West Street, Odon, Indiana 47562, United States	7801 County Road SE 100 South, Vincennes, Indiana 47591, United States	0.679983943	37.54855379	\$71.94	28.21	\$	47.15	(\$24.79)
1314 Buntin Street, Vincennes, Indiana 47591, United States	Evansville, Indiana 47715, United States	1.001590358	55.73336535	\$106.37	54.58	\$	90.66	(\$15.71)
6149 East Columbia Street, Evansville, Indiana 47715, United States	1314 Buntin Street, Vincennes, Indiana 47591, United States	1.037426194	56.17485953	\$108.72	55.13	\$	91.56	(\$17.16)
607 Landrey Drive, Vincennes, Indiana 47591, United States	6221 Physicians Court, Evansville, Indiana 47715, United States	1.046235084	58.31048811	\$111.20	55.67	\$	92.46	(\$18.74)



# FUNCTIONALITY - PRICING

- Cost of Trip—Origin-Destination
- Fees
  - Excessive wait times
  - No shows
    - Trip cost validation
  - Capital replacement surcharges—not depreciation—not NEMT eligible
  - Profit—private sector only
  - Group trip load factor for additional passengers
  - Other



# FUNCTIONALITY - DOCUMENTATION

- Cost of Trip
- Break even point



# FUNCTIONALITY - REPORTING

- Utilization Rates
- Beneficiary NEMT Costs
- Origin/Destination Frequency



# EVOLUTIONARY DEVELOPMENT

- Model Can Be Accessed From the CCAM Technical Assistance Center
  - RLS will host the model and provide support
  - Soft roll out
  - Future development actions are underway to increase the useability of the model



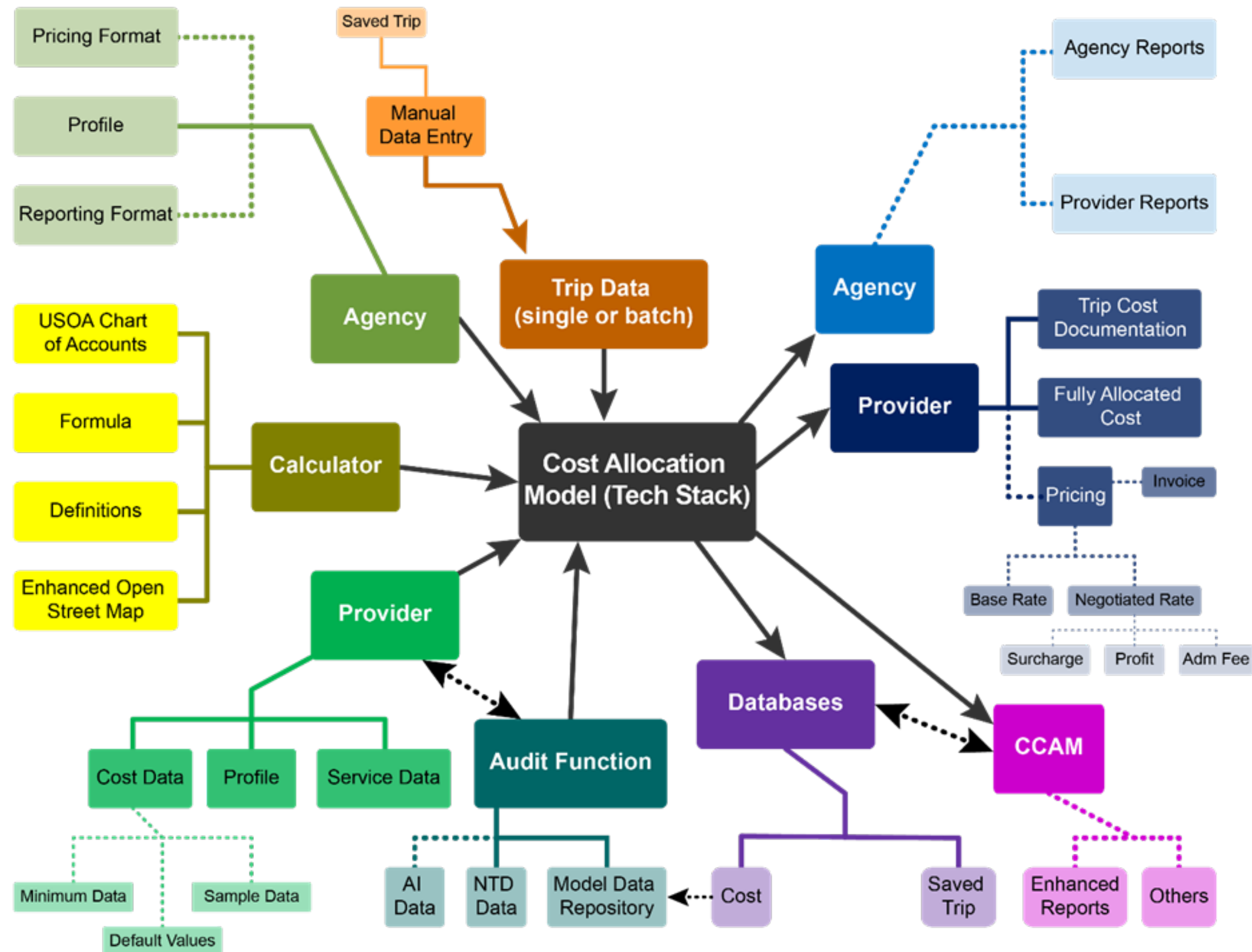
# NEXT STEPS

- Need Input/Guidance on:
  - Fine tuning of help function
  - Timing/phasing of roll-out
  - On-going enhancements
  - Report data
  - Vision for marketing/methods



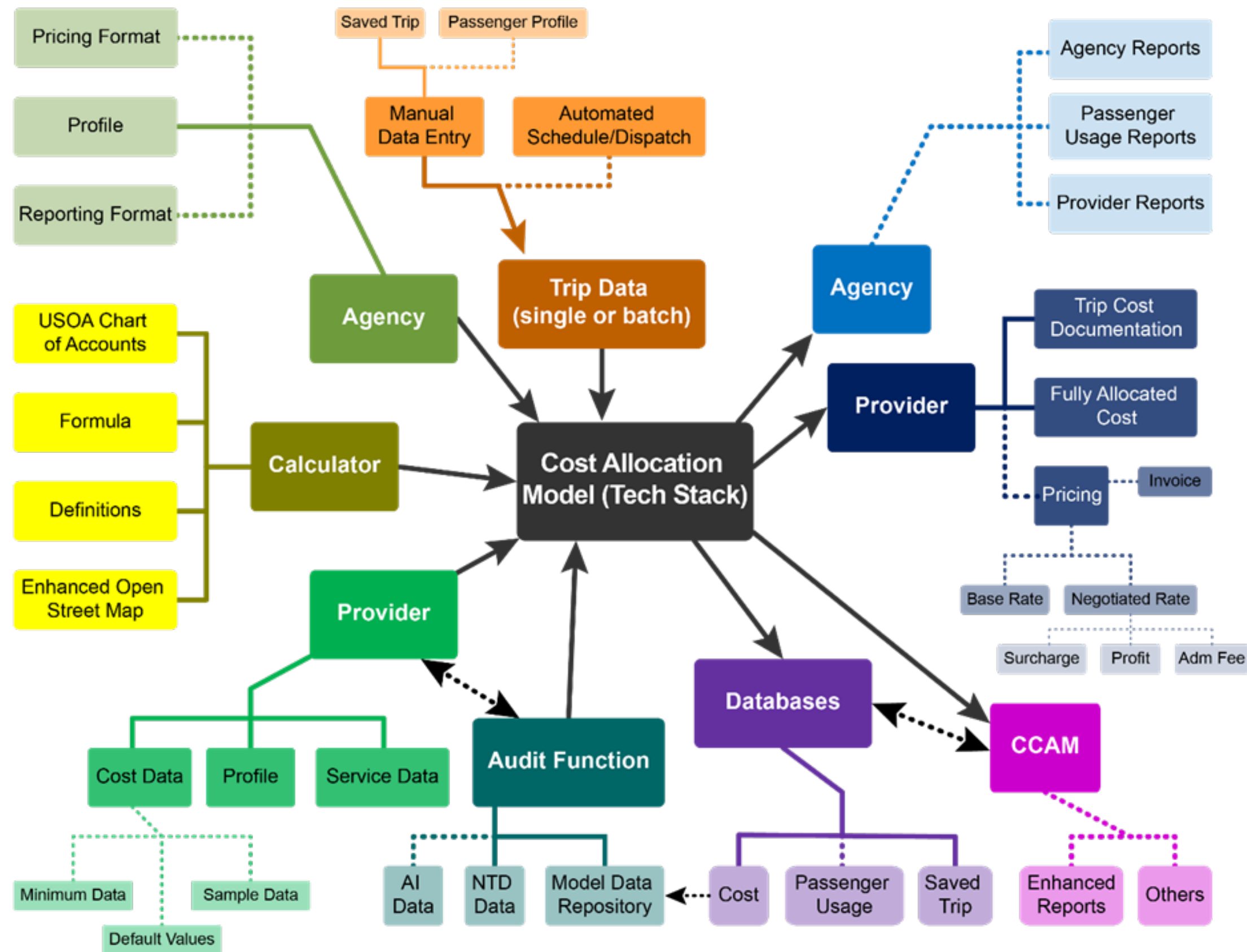


# EVOLUTIONARY DEVELOPMENT



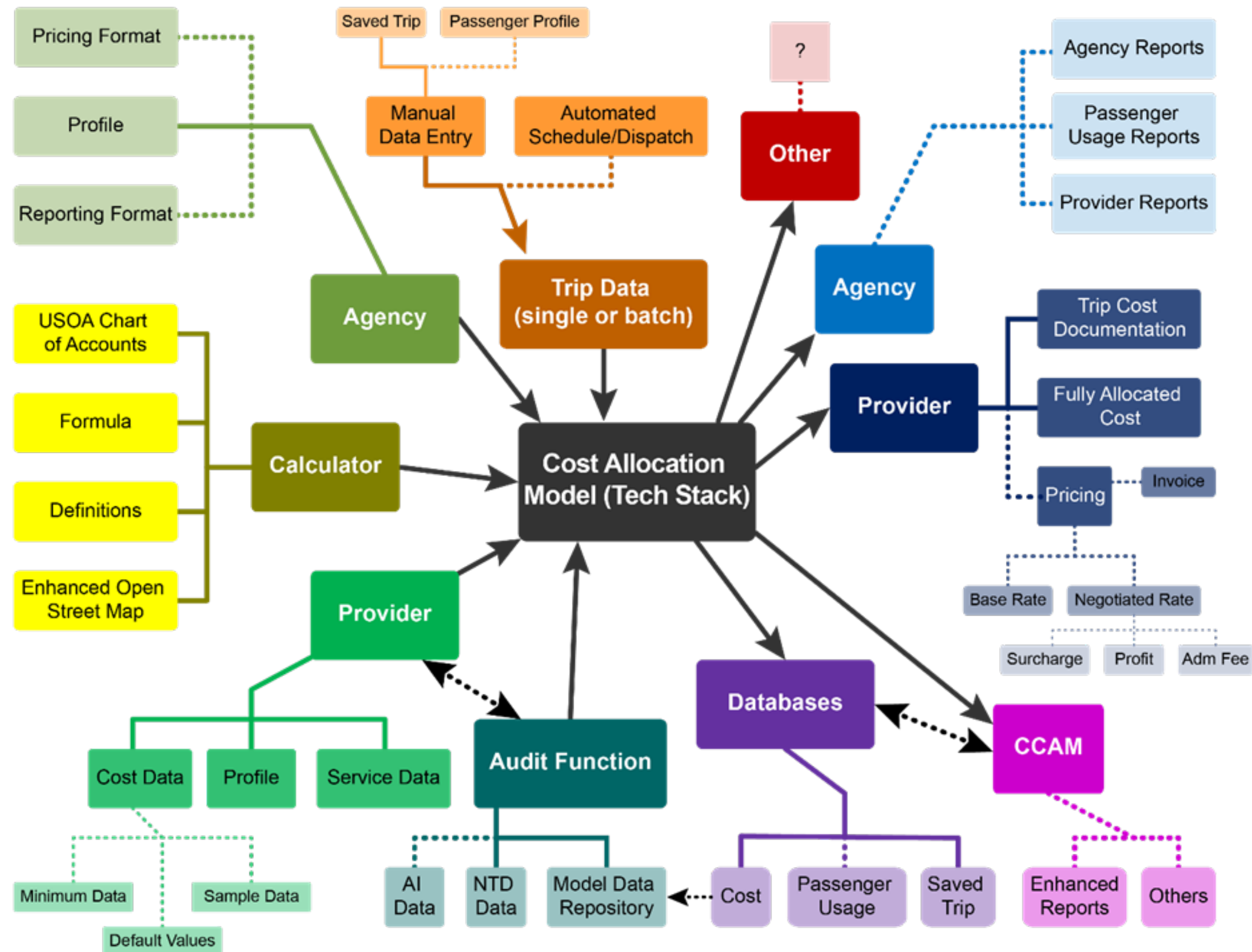


# EVOLUTIONARY DEVELOPMENT





# EVOLUTIONARY DEVELOPMENT





# QUESTIONS/ DISCUSSION







Information

Organization Info

Service Data

Budget Certification

Financial Data

Costing

Service Planning

Trip Costing

Saved Prices

Publications and Resources

Support

Agency Info  
Update

Organization Info  
Update

Contact Info  
Update

Service Type  
Update

Agency Info  
Please Update Your Organization Information

Name of Transportation Entity

NEMT Transport

Doing Business As

RLS

Street Address 1

3131 s dixie drive

Street Address 2

ste 545

City

dayton

State

OH

Zip Code

45439

Back

Next

Save





Information

Organization Info

Service Data

Budget Certification

Financial Data

Costing

Service Planning >

Trip Costing >

Saved Prices

Publications and Resources

Support ↗



Agency Info  
Update



Organization Info  
Update



Contact Info  
Update



Service Type  
Update

Organization Info

Please Update Your Transportation Entity

- ☐ County, Municipal, or Regional Government Organization
- ☒ Transit Authority or District
- ☐ Nonprofit Organization
- ☐ NEMT Broker
- ☐ Managed Care Organization
- ☐ For-profit Transportation Company

← Back

Next →

Save 📁





Information

Organization Info

Service Data

Budget Certification

Financial Data

Costing

Service Planning >

Trip Costing >

Saved Prices

Publications and Resources

Support



Agency Info  
Update



Organization Info  
Update



Contact Info  
Update



Service Type  
Update

Service Type

Please Update Your Service Type Information

- ☒ Public or Specialized Transit
- ☒ Human Service Agency Transportation
- ☒ Private Taxi or TNC Operator
- ☒ Volunteer Management and Operations

← Back

Finish

Save





Information

Organization Info

Service Data

Budget Certification

Financial Data

Costing

Service Planning

Trip Costing

Saved Prices

Publications and Resources

Support

Enter Service Data

SERVICE TYPE	PUBLIC OR SPECIALIZED TRANSIT	TOTAL
Total Vehicle Revenue Service Hours from Previous Fiscal Year	54,890	54,890
Total Vehicle Revenue Miles from Previous Fiscal Year	680,169	680,169
Total Number One-way Passenger Trips from Previous Fiscal Year	129,782	129,782
Total Number of Passenger Miles from Previous Fiscal Year	901,057	901,057
Maximum Number of Vehicles in Service at any One Time from Previous Fiscal Year	40	40

Back

To Financial Data

Next

Save





## Information

[Organization Info](#)[Service Data](#)[Budget Certification](#)[Financial Data](#)

## Costing

[Service Planning](#) >[Trip Costing](#) >[Saved Costs](#)

## Publications and Resources

[Support](#)

What financial data do you want to enter?

Total Directly Operated Services ⓘ

\$1,181,090.00

Total Purchased Transportation and Other Expenses ⓘ

\$215,394.00

Grand Total of All Expenses ⓘ

\$1,396,484.00

Directly Operated Services

Update

Audit

5010 - Labor Information

5020 - Services

5030 - Materials and Supplies

5040 - Utilities

5050 - Casualty and Liability Costs

5060 - Taxes

5090 - Miscellaneous Expenses

Purchased Transportation and Other Expenses

Update

Audit

5100 - Purchased Transportation

5210 - Interest Expenses

5220 - Lease Expenses

5290 - Other Reconciling Items

5300 - Indirect Expenses





Information

Organization Info

Service Data

Budget Certification

Financial Data

Costing

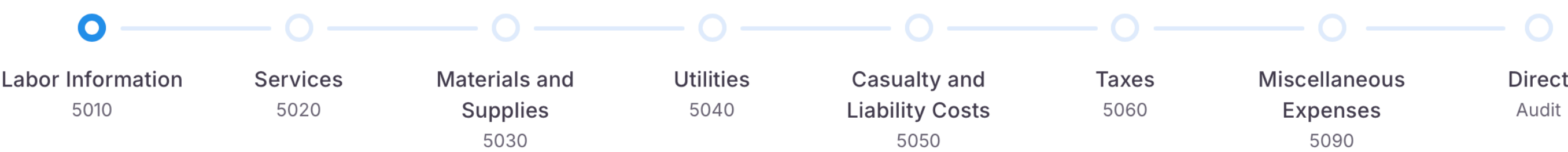
Service Planning

Trip Costing

Saved Prices

Publications and Resources

Support



Labor Information

Labor expenses arise from the performance of work by employees. Labor expenses include pay and allowances owed to employees in exchange for the services provided to the transit agency. It also includes bonuses, shift differentials, overtime premiums, minimum guarantees, paid absences, and fringe benefits.

#	TITLE	PUBLIC OR SPECIALIZED TRANSIT	INELIGIBLE EXPENSES	TOTAL
<a href="#">5011</a>	Operator's Salaries and Wages	\$1,281,366.19	\$0.00	\$1,281,366.19
<a href="#">5012</a>	Operators' Paid Absences	\$5,000,000.00	\$0.00	\$5,000,000.00
<a href="#">5013</a>	Other Operations Personnel Salaries & Wages	\$288,153.12	\$0.00	\$288,153.12
<a href="#">5014</a>	Other Operations Personnel Paid Absences	\$0.00	\$0.00	\$0.00
<a href="#">5015</a>	Administrative Salaries & Wages	\$350,973.50	\$1,000.00	\$351,973.50
<a href="#">5016</a>	Administrative Personnel Paid Absences	\$0.00	\$0.00	\$0.00
<a href="#">5017</a>	Operator Fringe Benefits	\$477,528.52	\$0.00	\$477,528.52
<a href="#">5018</a>	Other Operations Personnel Fringe Benefits	\$31,926.90	\$0.00	\$31,926.90





Information

Organization Info

Service Data

Budget Certification

Financial Data

Costing

Service Planning

Trip Costing

Saved Prices

Publications and Resources

Support

5039

Other Supplies

\$40,610.12

Pass

5041

Electrical Propulsion / Charging Vehicles

\$0.00

No Data

5042



Direct

The values you entered in the following fields fall outside the typical range of other users. Are you sure you wish to proceed?

5011: Operator's Salaries and Wages

5013: Other Operations Personnel Salaries & Wages

5017: Operator Fringe Benefits

5018: Other Operations Personnel Fringe Benefits

5032: Maintenance Inventory Parts & Supplies

5042: Facility Utilities

5059: Other Insurance

Cancel

Confirm & Onward

5099

Back

Audit & Finish





# SERVICE PLANNING





Information

Organization Info

Service Data

Budget Certification

Financial Data

Costing

Service Planning

Transit Service Planning

Results

Trip Costing

Saved Prices

Publications and Resources

Support

Costed Services

<input type="checkbox"/>	ID	NAME	SERVICE TYPE	VEHICLE REVENUE HO...	VEHICLE REVENUE MIL...	ANNUAL COST
<input type="checkbox"/>	1	Service 01	Public or Specialized Transit	100	200	\$2,401.81
<input type="checkbox"/>	2	Service 2	Public or Specialized Transit	100	200	\$2,401.81
<input type="checkbox"/>	3	test	Public or Specialized Transit	100	200	\$2,401.81
<input type="checkbox"/>	6	trip 11	Public or Specialized Transit	12	520	\$478.59
<input type="checkbox"/>	7	Service trip 1	Public or Specialized Transit	118	312	\$2,863.31
<input type="checkbox"/>	9	Service test, new theme	Public or Specialized Transit	18	181	\$1,084.09
<input type="checkbox"/>	11	abba abba	Public or Specialized Transit	11	550	\$1,025.55
<input type="checkbox"/>	13	test	Public or Specialized Transit	100	1,000	\$6,021.66
<input type="checkbox"/>	15	12	Public or Specialized Transit	11.5	11	\$606.65
<input type="checkbox"/>	16	1234	Public or Specialized Transit	1.5	12	\$87.85

Rows per page: 10 1-10 of 11 < >

Back

Delete

Export Selection





Information

Organization Info

Service Data

Budget Certification

Financial Data

Costing

Service Planning

Transit Service Planning

Results

Trip Costing

Saved Prices

Publications and Resources

Support

Calculate the Fully Allocated Cost of a Service

Enter a name for the service you wish to cost:

Service Name

Enter the requested information about the service you wish to cost:

Vehicle Revenue Hours



Vehicle Revenue Miles



Service Cost Per Year

N/A

View Table of Results

Save Service





# TRIP COSTING





Information

- Organization Info
- Service Data
- Budget Certification
- Financial Data

Costing

Service Planning

Trip Costing

Customers

Cost a Trip

Results

Invoices

Saved Prices

Publications and Resources

Support



Cost a Trip

Trips →

Trip Customer



Passenger Count



Cost per "Direct" Mile



Origin



Destination



Total Hours

Total Miles

Fully Allocated Cost Per Passenger Mile for this Trip

Trip Cost

Per Mile Cost

Name Your Trip and Set its First Event Date







## Information

Organization Info

Service Data

Budget Certification

Financial Data

## Costing

Service Planning &gt;

Trip Costing ▼

○ Customers

○ Cost a Trip

○ Results

○ Invoices

Saved Prices

## Publications and Resources

Support

## Cost a Trip

Trips →

Trip Customer

Default customer for operator #2



Passenger Count

1

Cost per "Direct" Mile ⓘ

Origin

208 Roosevelt Circle, Vincenne...



Destination

nel, Indiana 46032, United States



Total Hours

2.43

Total Miles

147.26

Fully Allocated Cost Per Passenger Mile for  
this Trip

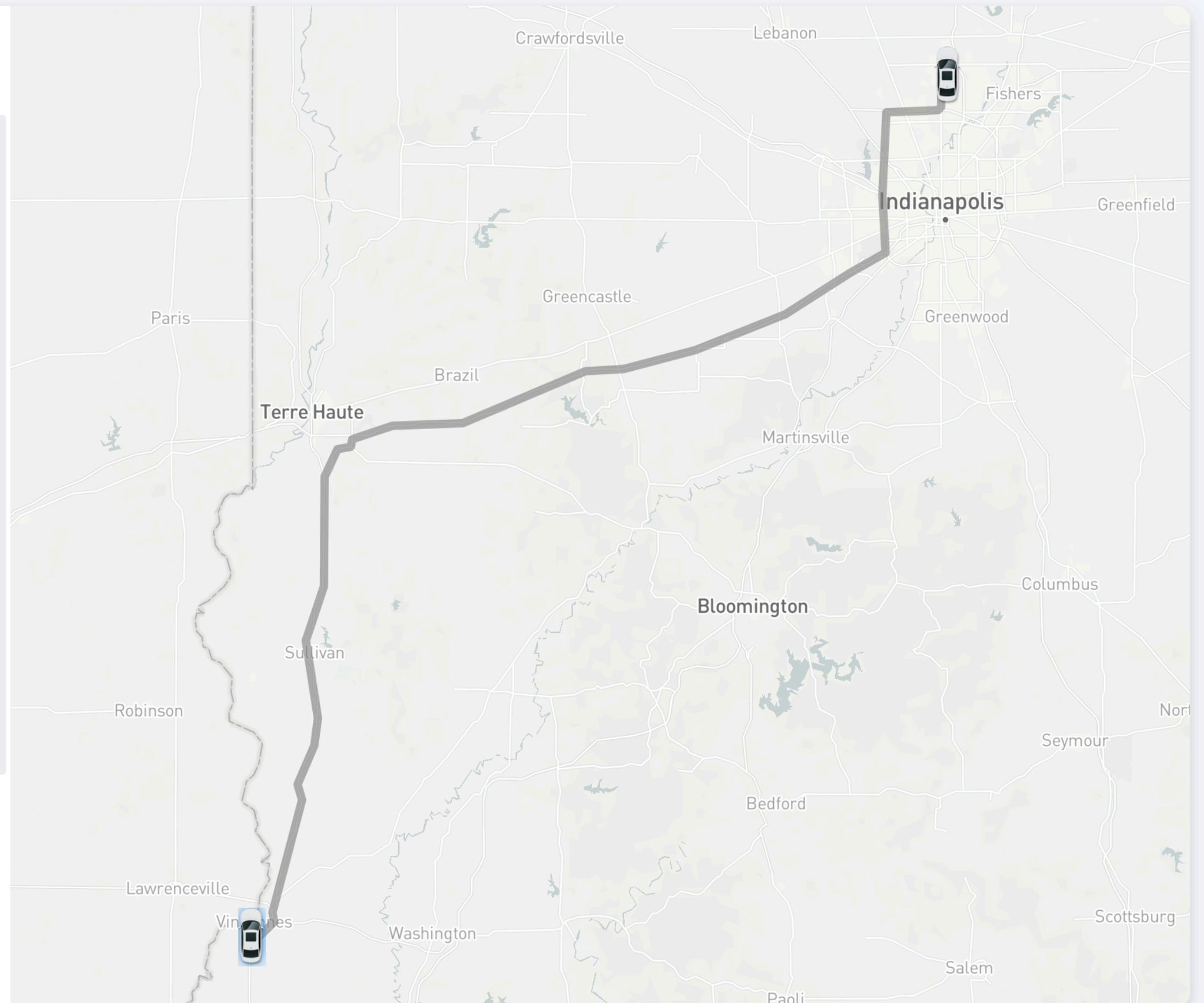
Trip Cost

\$440.56

Per Mile Cost

\$2.99

Name Your Trip and Set its First Event Date







Information

Organization Info

Service Data

Budget Certification

Financial Data

Costing

Service Planning

Trip Costing

Customers

Cost a Trip

Results

Invoices

Saved Prices

Publications and Resources

Support

Trip Costing Results

<input type="checkbox"/>	ID	NAME	SERVICE TYPE	ORIGIN	DESTINATION
<input type="checkbox"/>	38	T38v7 with a default cust...	Public or Specialized Transit	21 Woodfield Place, Centerville, Ohio ...	1 Wyoming Street, Dayton, Ohio
<input type="checkbox"/>	39	Moved Trip V4	Public or Specialized Transit	3598 Bull Head Road, Willard, Ohio 4...	4100 Half-Acre Road, Batavia, C
<input type="checkbox"/>	41	New trip C3 moved C4	Public or Specialized Transit	21 Woodfield Place, Centerville, Ohio ...	1 Wyoming Street, Dayton, Ohio
<input type="checkbox"/>	45	C3P2 Yesterday Trip	Public or Specialized Transit	21 Woodfield Place, Centerville, Ohio ...	1 Wyoming Street, Dayton, Ohio
<input type="checkbox"/>	48	AIH test	Public or Specialized Transit	406 Wilderness Drive, Schererville, I...	1401 Prestwick Drive, Scherervi
<input type="checkbox"/>	52	test	Private Taxi or TNC Operator	406 Wilderness Drive, Schererville, I...	3622 South Morgan Street, Chic
<input type="checkbox"/>	55	Imported 2025-05-19 12:1...	Public or Specialized Transit	551 Matthews Street, Zanesville, Ohio...	1500 Ritchey Parkway, Zanesvill
<input type="checkbox"/>	56	Imported 2025-05-19 12:1...	Public or Specialized Transit	444 Indiana Street, Zanesville, Ohio 4...	3000 Moxadarla Road, Zanesvil
<input type="checkbox"/>	57	Imported 2025-05-19 12:1...	Public or Specialized Transit	1341 Brandywine Place, Zanesville, O...	3000 Moxadarla Road, Zanesvil
<input type="checkbox"/>	58	Imported 2025-05-19 12:1... <div>Imported 2025-05-19 12:10:33 #3</div>	Public or Specialized Transit	430 Baker Street, Zanesville, Ohio 43...	3000 Moxadarla Road, Zanesvil

Rows per page: 10 1-10 of 29

Back to Trips

Delete

Import Trips

Export Selection





Information

Organization Info

Service Data

Budget Certification

Financial Data

Costing

Service Planning

Trip Costing

Customers

Cost a Trip

Results

Invoices

Saved Prices

Publications and Resources

Support

Trip Costing Results

ORIGIN	DESTINATION	TOTAL REVEN...	TOTAL REVEN...	FULLY ALLOCATED COST	ROUTE
21 Woodfield Place, Centerville, Ohio ...	1 Wyoming Street, Dayton, Ohio 4540...	0.39	15.43	\$31.02	>
3598 Bull Head Road, Willard, Ohio 4...	4100 Half-Acre Road, Batavia, Ohio 4...	3.27	178.51	\$298.49	>
21 Woodfield Place, Centerville, Ohio ...	1 Wyoming Street, Dayton, Ohio 4540...	0.39	15.43	\$64.78	>
21 Woodfield Place, Centerville, Ohio ...	1 Wyoming Street, Dayton, Ohio 4540...	0.39	15.43	\$64.78	>
406 Wilderness Drive, Schererville, I...	1401 Prestwick Drive, Schererville, In...	0.03	0.21	\$3.78	>
406 Wilderness Drive, Schererville, I...	3622 South Morgan Street, Chicago, ...	0.79	29.25	\$37.38	>
551 Matthews Street, Zanesville, Ohio...	1500 Ritchey Parkway, Zanesville, Oh...	0.32	10.71	\$52.98	>
444 Indiana Street, Zanesville, Ohio 4...	3000 Moxadarla Road, Zanesville, Oh...	0.18	4.67	\$29.34	>
1341 Brandywine Place, Zanesville, O...	3000 Moxadarla Road, Zanesville, Oh...	0.36	11.89	\$59.42	>
430 Baker Street, Zanesville, Ohio 43...	3000 Moxadarla Road, Zanesville, Oh...	0.20	5.29	\$32.13	>

Rows per page: 10 1-10 of 29 < >

Back to Trips

Delete



Import Trips

Export Selection



**CUSTOMERS**





Information

Organization Info

Service Data

Budget Certification

Financial Data

Costing

Service Planning

Trip Costing

Customers

Cost a Trip

Results

Invoices

Saved Prices

Publications and Resources

Support

Customers

+ Add

- 1. C1 Default customer for operator #2  
1 trip
- 3. C3 Additional Customer  
5 trips
- 4. C4 Another Customer  
1 trip
- 6. sample customer 1  
21 trips
- 19. Default customer for operator #2  
1 trip

May 2025

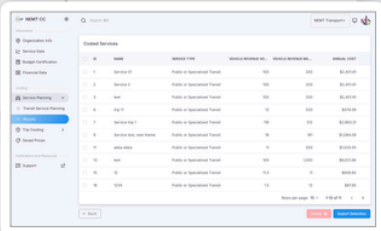
Year

Month

Week

List

Sun	Mon	Tue	Wed	Thu	Fri	Sat
27	28	29	30	1	2	3
4	5	6 Event for Trip	7	8 v5 Today Ever	9	10 Event for New
11 Event for C3P' Yesterday Eve	12 Another Event Another yeste	13 Event for AIH 1 Event for anot	14 Test event 2	15 Event for test	16	17
18 Event for Impc Event for Impc +9 more	19	20 Event for Impc Event for Impc +9 more	21	22	23	24
25	26 Event for Impc	27	28	29	30	31





# INVOICING





Information

Organization Info

Service Data

Budget Certification

Financial Data

Costing

Service Planning

Trip Costing

Customers

Cost a Trip

Results

Invoices

Saved Prices

Publications and Resources

Support



NEMT CC

NEMT Transport (RLS)  
3131 s dixie drive, ste 545, dayton, OH 45439, USA  
+1 (937) 299-5007, +1 (937) 299-5007

Invoice #1

Date Issued: 05/08/2025

Invoice To:

C1 Default customer for operator #2  
Hall-Robbins PLC  
7777 Mendez Plains  
(616) 865-4180  
don85@johnson.com

Bill To:

Bank name: American Bank  
Country: United States  
IBAN: ETD95476213874685  
SWIFT code: BR91905

ITEM				TOTAL
v5 Today Event for Trip #38				
TRIP	DURATION	DISTANCE	PM COST	
Name: T38v7 with a default customer Origin: 21 Woodfield Place, Centerville, Ohio 45459, United States Destination: 1 Wyoming Street, Dayton, Ohio 45409, United States				\$33.31
	0.39 hours	15.43 miles	\$2.16	
Additional Fee for C3E1				\$10.10
Another E1 Fee				\$5.50

Download

Print

Edit









Information

Organization Info

Service Data

Budget Certification

Financial Data

Costing

Service Planning

Trip Costing

Customers

Cost a Trip

Results

Invoices

Saved Prices

Publications and Resources

Support

5

Customers



35

Invoices



\$2,084.88

Grand Total



+ Create Invoice

Search Invoice

<input type="checkbox"/>	#	TITLE	CUSTOMER	TRIP	ISSUED DATE	AMOUNT	ACTION
<input type="checkbox"/>	#1	v5 Today Event for Trip #38	#1 C1 Default customer for operator #2	#38	05/08/2025	\$48.91	
<input type="checkbox"/>	#3	Prev Month Event for Second	#3 C3 Additional Customer	#39	04/26/2025	\$325.00	
<input type="checkbox"/>	#4	Event for Trip #39	#3 C3 Additional Customer	#39	05/06/2025	\$325.00	
<input type="checkbox"/>	#5	Event for New trip for AC1.1	#4 C4 Another Customer	#41	05/10/2025	\$67.07	
<input type="checkbox"/>	#9	Event for C3P2 Yesterday Trip	#3 C3 Additional Customer	#45	05/11/2025	\$67.07	
<input type="checkbox"/>	#10	Yesterday Event for V2	#3 C3 Additional Customer	#39	05/11/2025	\$325.00	
<input type="checkbox"/>	#11	Test event 2	#3 C3 Additional Customer	#45	05/14/2025	\$67.07	
<input type="checkbox"/>	#12	Another yesterday event	#1 C1 Default customer for operator #2	#38	05/12/2025	\$33.31	
<input type="checkbox"/>	#15	Event for AIH test	#3 C3 Additional Customer	#48	05/13/2025	\$3.82	
<input type="checkbox"/>	#16	Another Event C4T41	#4 C4 Another Customer	#41	05/12/2025	\$67.07	



# REPORTING





Information

Organization Info

Service Data

Budget Certification

Financial Data

Costing

Service Planning

Trip Costing

Saved Prices

Publications and Resources

Support

Service Reports

View All Services

ID	NAME	SERVICE TYPE	HOURS	MILES	COST	
21	RLS Test	Public or Specialize...	1	60	\$105.23	
22	AAA	Public or Specialize...	2	50	\$151.60	

Trip Reports

View All Trips

ID	NAME	SERVICE TYPE	ORIGIN	DESTINATION	HOURS	MILES	TOTAL	ROUTE	
15...	Imported 20...	Public or Specialize...	100 West Van Trees ...	210 West Niblack Ro...	0.47	22.13	\$45.97	>	
15...	RLS Test Trip	Public or Specialize...	406 Wilderness Driv...	West Lincoln Highw...	0.28	7.51	\$21.94	>	
15...	RLS Test 2	Public or Specialize...	210 West Niblack Ro...	421 East Van Trees ...	0.49	23.80	\$48.88	>	
15...	Imported 20...	Public or Specialize...	2643 Windy Hill Roa...	520 South 7th Street...	0.20	4.62	\$15.06	>	





Information

Organization Info

Service Data

Budget Certification

Financial Data

Costing

Service Planning

Trip Costing

Customers

Cost a Trip

Results

Invoices

Saved Prices

Publications and Resources

Support

Trip Costing Results

<input type="checkbox"/>	ID	NAME	SERVICE TYPE		ORIGIN	DESTINATION
<input type="checkbox"/>	1403	Imported 2025-05-28 11:4...	Public		201 North 3rd Street, Vincennes, Indi...	8080 High Pointe Drive, Newbu
<input type="checkbox"/>	1404	Imported 2025-05-28 11:4...	Public		8080 High Pointe Drive, Newburgh, I...	201 North 3rd Street, Vincennes
<input type="checkbox"/>	1405	Imported 2025-05-28 11:4...	Public		201 North 3rd Street, Vincennes, Indi...	8080 High Pointe Drive, Newbu
<input type="checkbox"/>	1406	Imported 2025-05-28 11:4...	Public		8080 High Pointe Drive, Newburgh, I...	201 North 3rd Street, Vincennes
<input type="checkbox"/>	1407	Imported 2025-05-28 11:4...	Public or Specialized Transit		201 North 3rd Street, Vincennes, Indi...	8080 High Pointe Drive, Newbu
<input type="checkbox"/>	1408	Imported 2025-05-28 11:4...	Public or Specialized Transit		8080 High Pointe Drive, Newburgh, I...	201 North 3rd Street, Vincennes
<input type="checkbox"/>	1409	Imported 2025-05-28 11:4...	Public or Specialized Transit		201 North 3rd Street, Vincennes, Indi...	12901 Highway 41 N, Evansville,
<input type="checkbox"/>	1410	Imported 2025-05-28 11:4...	Public or Specialized Transit		12901 Highway 41 N, Evansville, India...	201 North 3rd Street, Vincennes
<input type="checkbox"/>	1411	Imported 2025-05-28 11:4...	Public or Specialized Transit		201 North 3rd Street, Vincennes, Indi...	8080 High Pointe Drive, Newbu
<input type="checkbox"/>	1412	Imported 2025-05-28 11:4...	Public or Specialized Transit		8080 High Pointe Drive, Newburgh, I...	201 North 3rd Street, Vincennes

Sort by ASC

Sort by DESC

Filter

Hide column

Manage columns

Public or Specialized Transit





Information

Organization Info

Service Data

Budget Certification

Financial Data

Costing

Service Planning

Trip Costing

Customers

Cost a Trip

Results

Invoices

Saved Prices

Publications and Resources

Support

Trip Costing Results



ID

NAME

SERVICE TYPE

ORIGIN

DESTINATION



Search

Checkbox selection

ID

Name

Service Type

Origin

Destination

Total Revenue Hours

Total Revenue Miles

Fully Allocated Cost

Route

Show/Hide All

Reset



1410

Imported 2025-05-28 11:4...

Public or Specialized Transit

12901 Highway 41 N, Evansville, India...

201 North 3rd Street, Vincennes



1411

Imported 2025-05-28 11:4...

Public or Specialized Transit

201 North 3rd Street, Vincennes, Indi...

8080 High Pointe Drive, Newbu



1412

Imported 2025-05-28 11:4...

Public or Specialized Transit

8080 High Pointe Drive, Newburgh, I...

201 North 3rd Street, Vincennes

Rows per page: 10

1-10 of 131



Back to Trips

Delete



Import Trips

Export Selection